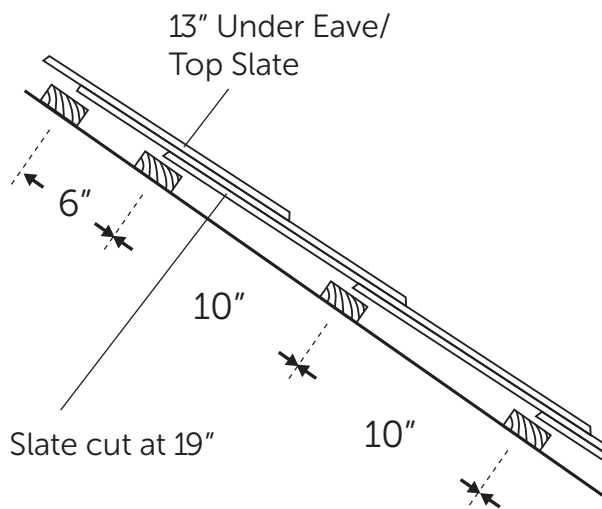


4" Batten Schedule Single Sized Reproduction Slate

Technical Data Sheets provided on request



IMPORTANT INFORMATION

It is recommended that batched crates to be combined/mixed on site

Loading Out

Scaffold :

When loading out on scaffold please ensure the slates are stacked as they are stacked in the pallet on head of slate and face away.

Roof :

Ensure slates are loaded horizontally on battens.

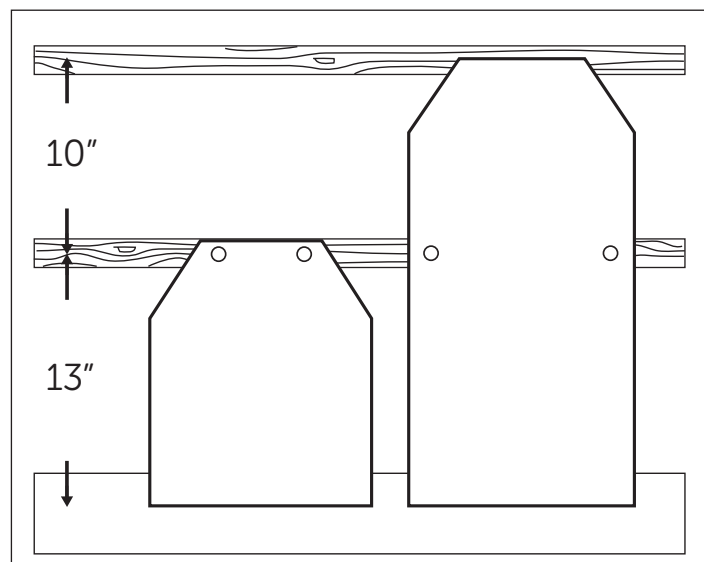
First Courses :

Please ensure that first courses on the break are pre holed prior to nailing to the battens. Using nails to pre hole is advised.

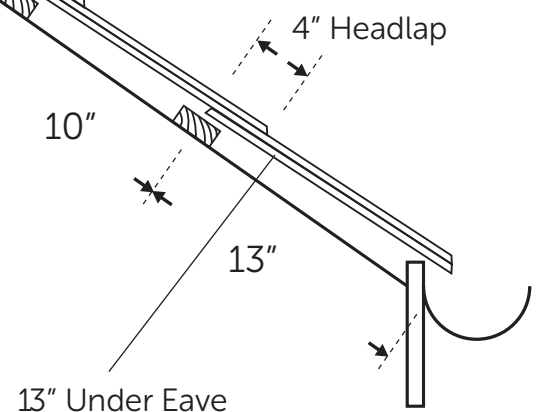
We advise that all packs of slates to be mixed prior to laying

NAILING:
Use 38mm x 3.35 Gauge Alloy or Copper Nails (Copper to BS1202-2)

10" Centre of Batten to Centre of Batten



NOTE: Cut a small course of slates at the top if necessary



For more information on our products
Telephone: 01484 666400
Fax: 01484 662709
E-mail: info@greysartstone.co.uk
Website: www.greysartstone.co.uk
Greys Artstone Limited, Burdwell Works,
New Mill Road, Brockholes, Holmfirth,
Huddersfield HD9 7AZ